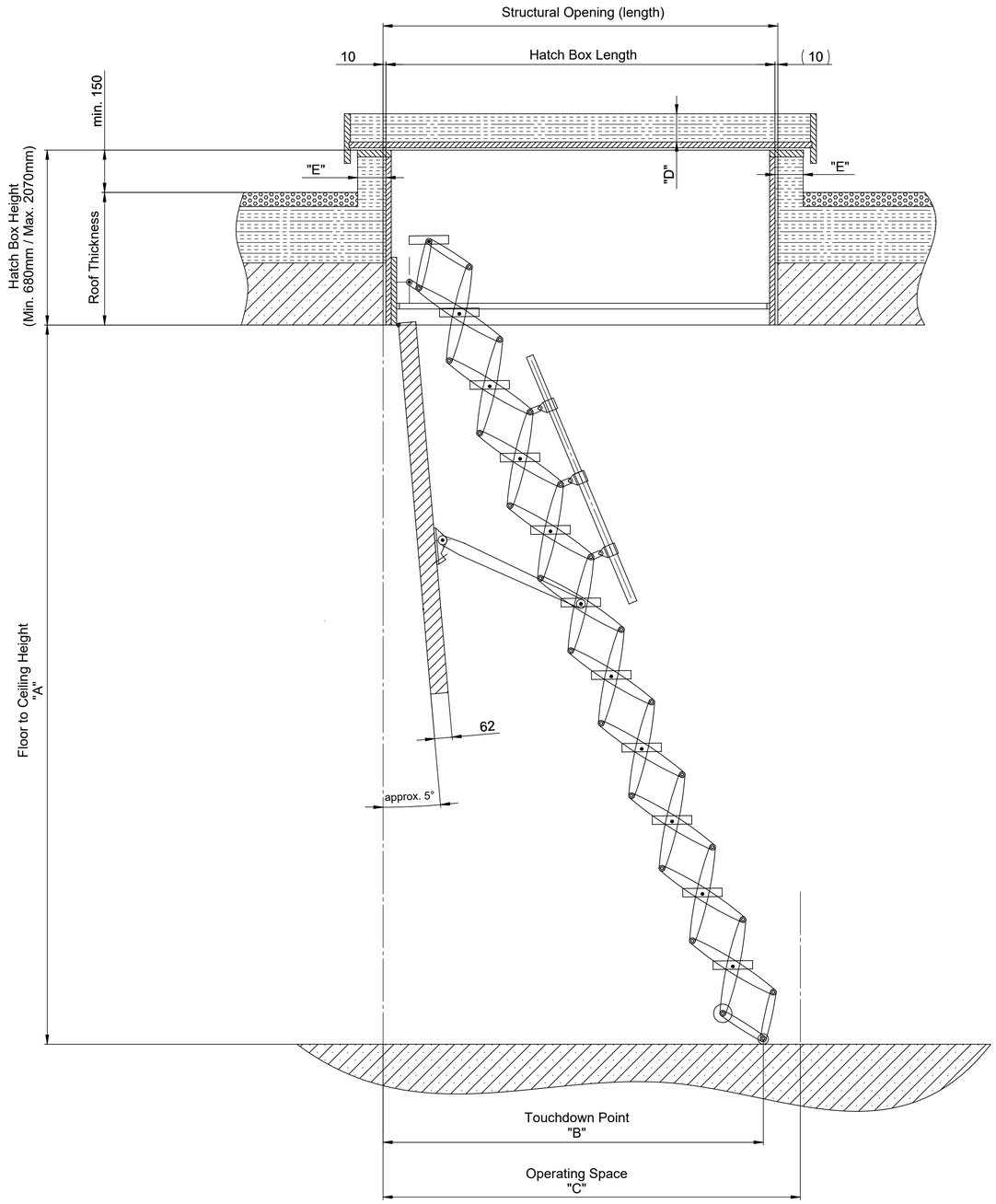

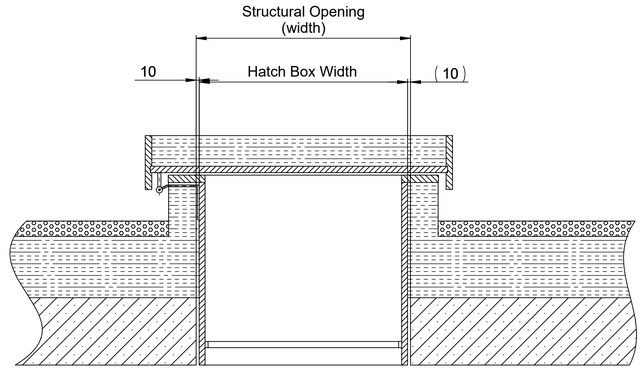

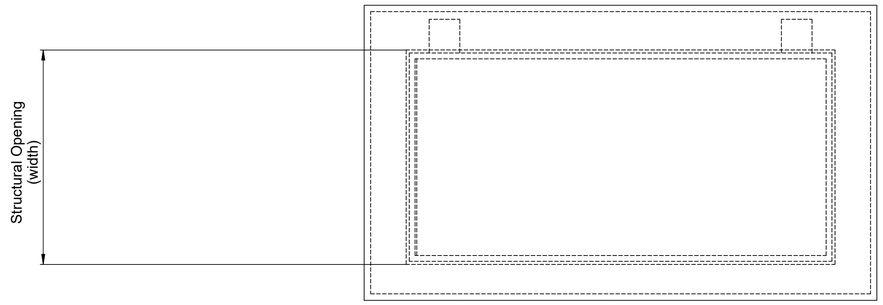

Structural Opening length depends on the number of steps		Space required in cm		
No. of Steps	**Structural Opening (length)**	**Floor to Ceiling Height "A"**	**Touchdown Point "B"**	**Operating Space "C"**
9	90 - 169	220 - 250	125 - 110	136
10	90 - 169	250 - 279	134 - 118	147
11	100 - 169	279 - 309	143 - 125	158
12	100 - 169	309 - 339	152 - 133	170
13	130 - 169	339 - 369	179 - 162	196
14	140 - 169	369 - 399	189 - 171	208
15	150 - 169	399 - 430	199 - 179	221
16	160 - 169	430 - 460	212 - 195	231
Hatch Box dimensions = Structural Opening Size - 2 cm				

Thermal Insulation Values for Top Cover			
Upper Cover Insulation "D" max.	**Insulation provided by Client "E" max.**	**U - Value W/m^2K**	**Roof Hatch Seal**
100 mm	100 mm	0.31	Double Seal
Calculation of the Insulated area according to DIN EN ISO 6946 by the Manufacturer			

Bodentreppen - Scherentreppen - Flachdachausstiege - Spindeltreppen

Maßstab 1:10

	Datum	Name
Bearb.	02.10.12	Ra
Gepr.		
Norm		

Roto Frank Treppen GmbH

Benennung: Flachdachausstieg mit Scherentreppe 1 Zusatzstufe

Zeichnungsnummer: 6000211

Blatt 1/1

DIN A1

Zust.	Änderung	Datum	Name
c)		20.05.20	Ka
b)		01.06.19	Ka
a)		24.06.15	Ra

SolidWorks; DIN A1