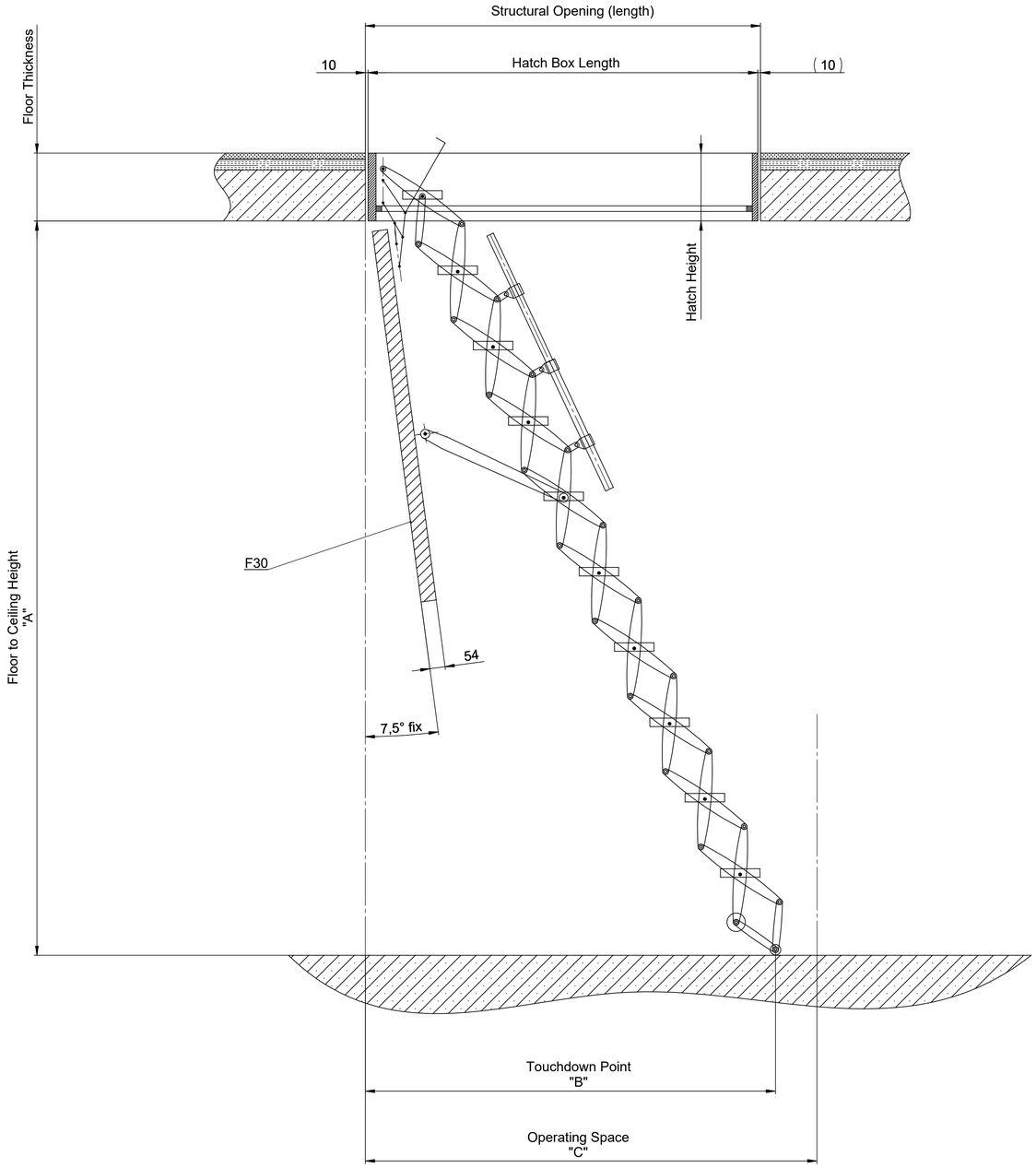

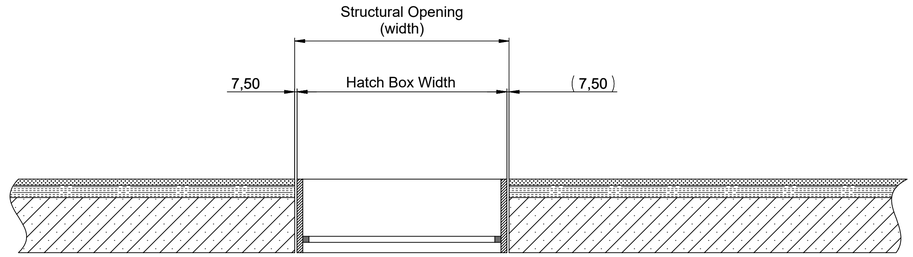



Structural Opening length depends on the number of steps		Space required in cm		
No. of Steps	**Structural Opening (length)**	**Floor to Ceiling Height "A"**	**Touchdown Point "B"**	**Operating Space "C"**
9	95 - 150 cm	220 - 250 cm	130 - 115 cm	139 cm
10	101 - 150 cm	251 - 279 cm	141 - 125 cm	152 cm
11	110 - 150 cm	280 - 309 cm	152 - 135 cm	164 cm
12	120 - 150 cm	310 - 339 cm	162 - 144 cm	177 cm
13	130 - 150 cm	340 - 369 cm	172 - 153 cm	189 cm
Hatch Box dimensions = Structural Opening Size - 2cm in length, - 1.5cm in width				

Standard Sizes			
Structural Opening (length x width)	**Floor to Ceiling Height "A"**	**Step Width**	**Hatch Box Height**
120 x 60 cm	220 - 309 cm	25 cm	24 cm
120 x 70 cm	220 - 309 cm	38 cm	24 cm
130 x 70 cm	220 - 309 cm	38 cm	24 cm
140 x 70 cm	220 - 309 cm	38 cm	24 cm

Bodentreppen - Scherentreppen - Flachdachausstiege - Spindeltreppen

Maßstab 1:10

	Datum	Name
Bearb.	30.01.13	Ra
Gepr.		
Norm		

Roto Frank Treppen GmbH

Benennung: Scherentreppe in Holzluke F30

Zeichnungsnummer: 6000225

Blatt 1/1

DIN A1

Zust.	Änderung	Datum	Name
a)		01.06.19	Ka

SolidWorks; DIN A1